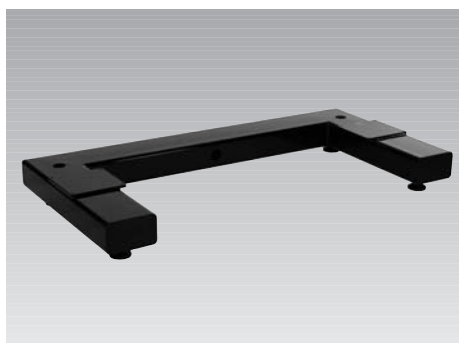




## Floor Module FMD

Max. load 8,000 N, with two *modulog* interfaces



### Advantages:

- Stable steel construction with high load capacity
- Height-adjustable feet
- Solid and upright position even on uneven floors
- Good accessibility
- Suitable for workshop setups
- Suitable as base frame for working tables
- *modulog* interface

### Application

Floor modules for use as base frame for height-adjustable working places.

Working stations or height-adjustable working tables can be easily realised with floor modules combined with lifting units.

Floor modules are a stable base that can be adapted to uneven floors for further setups with high stability.

### Principal use

- Production plants
- Test area for quality assurance
- Height-adjustable standing working places
- Height-adjustable working tables

### Installation

The floor module with adjustable feet has to be adjusted so that all sides are supported on the floor.

Afterwards the adjustable feet have to be locked by lock nuts.

### Important notes!

When installing the floor module pay attention to a stable floor.

Protruding loads have to be avoided as this may cause instability.

### Description

The floor module FMD consists of a welded, stable steel frame with four height-adjustable feet.

The adjustable feet have a steel thread and are equipped with a stable spherical cap.

At both sides of the steel frame a mounting plate is mounted.

These plates are used to fix two *modulog* modules.

If the two lifting modules will be rigidly coupled, for example by a table plate, the lifting modules have to be operated synchronously.

To mount the required electrical supply unit and wiring, corresponding bore holes are provided in the steel frame. Alternatively workshop setups can be mounted onto the steel frame.

### Material

Frame: steel, black-lacquered

### Mounting

For mounting of *modulog* modules or other components the floor module has at both sides of the steel frame an interface 200 x 200.

As accessory an adaptor plate is available to mount workshop setups and *modulog* modules with interface 140 x 140.

To combine working tables appropriate table plates with handles are available as accessory.

### *modulog* Floor module FMD

Part-no. 8901-08-02-O

### Technical characteristics

Max. load: 8,000 N

### Combinable with the modules

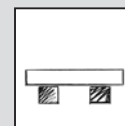
- Lifting modules as per data sheet M 4.XXX

### *modulog* interface

- 2 off 200 x 200 - M10

### Accessories

- Table plates as per data sheet M 8.131



### Application example



Height-adjustable working tables composed by floor module FMD 800, two electrically-operated lifting modules Shop-Floor with supply unit and one table plate.

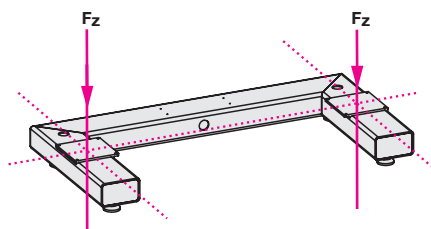


### Maximum admissible load $F_z$

Due to stability reasons, only symmetrical load is admitted for the floor module.

Maximum admissible load  $F_z = 4,000 \text{ N}$

Maximum admissible total load  
 $= 2 \times F_z = 2 \times 4,000 \text{ N} = 8,000 \text{ N}$



Part-no. 8901-08-02-O

### Accessories

● **Adaptor plate 140 - 200**  
to mount *modulog* modules with  
interface 140 x 140

Part-no. 6311-417

See data sheet M 8.110

● **Table plates made of wood**

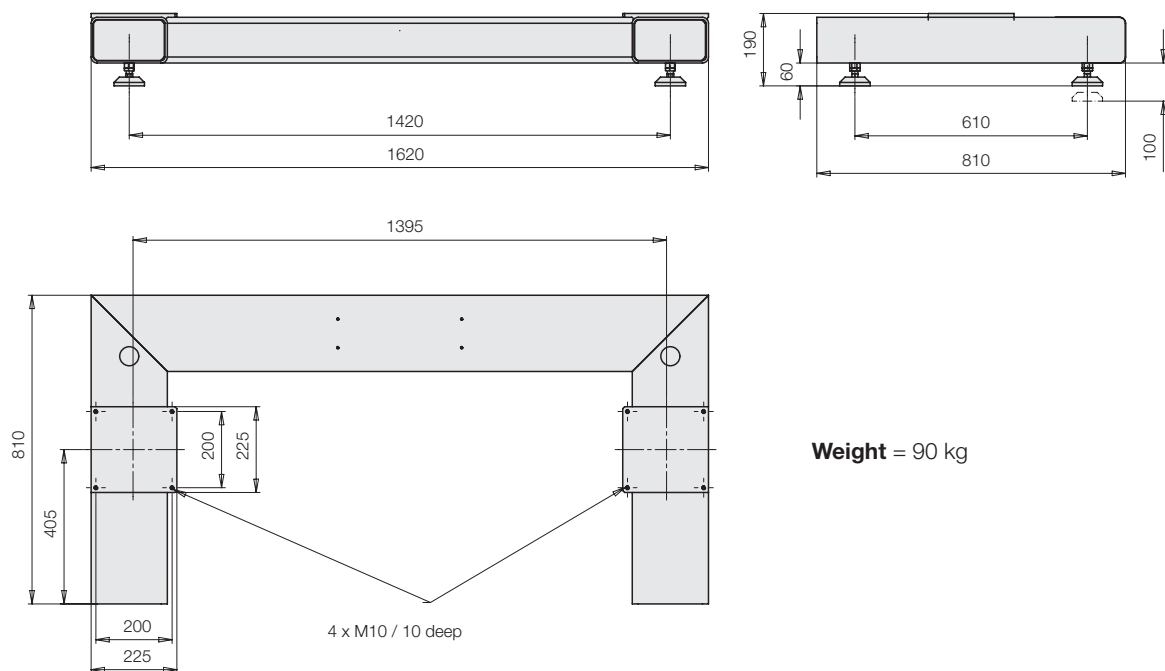
See data sheet M 8.131

### Spare part

● **Adjustable foot**

Part-no. 6351-568

### Dimensions



Weight = 90 kg